

System Capital Long Short Strategy



Monthly Report

May 2026

PLEASE FIND OUR MAY 2026 NEWSLETTER BELOW. COMMENTS AND SUGGESTIONS ARE HIGHLY WELCOME.

STRATEGY PERFORMANCE OVERVIEW

The fund decreased 1.0% for the month, bringing one year performance to -15.8%.

RECENT POSITIONING

Position Type	May 26
Short Positions	21
Long Positions	40
Total Positions	61
Of which Index Positions	5

Region	Gross Long (%)	Gross Short (%)	Net Long (%)
Europe	59	-35	23
North America	83	-31	52
Asia	15	0	15
Australia/NZ	16	-5	11
Total	173	-71	102

	Month (%)	3M (%)	FYTD (%)	1 Year (%)	2 Year p.a.	3 Year p.a.	Cumulative Since Inception	Since Inception p.a.
System Capital L/S	-1.0	-5.8	-16.6	-15.8	2.6	7.1	44.4	10.7
MSCI World AUD Hedged	4.8	7.1	22.3	26.9	19.1	20.7	92.6	20.0
Stoxx 600	3.0	0.2	18.4	16.9	12.8	14.4	69.4	15.8
ASX 200	1.1	-4.0	5.4	6.9	10.1	11.0	46.4	11.2

Performance is in AUD (Hedged) and is before fees. Cumulative Returns and Annualised Returns from 26th Oct 2022 to 31st May 2026. Returns in AUD. Gross returns before management and performance fees. MSCI World 100% Hedged to AUD Index. ASX200 Accumulation, Index Stoxx 600 Net Total Return.

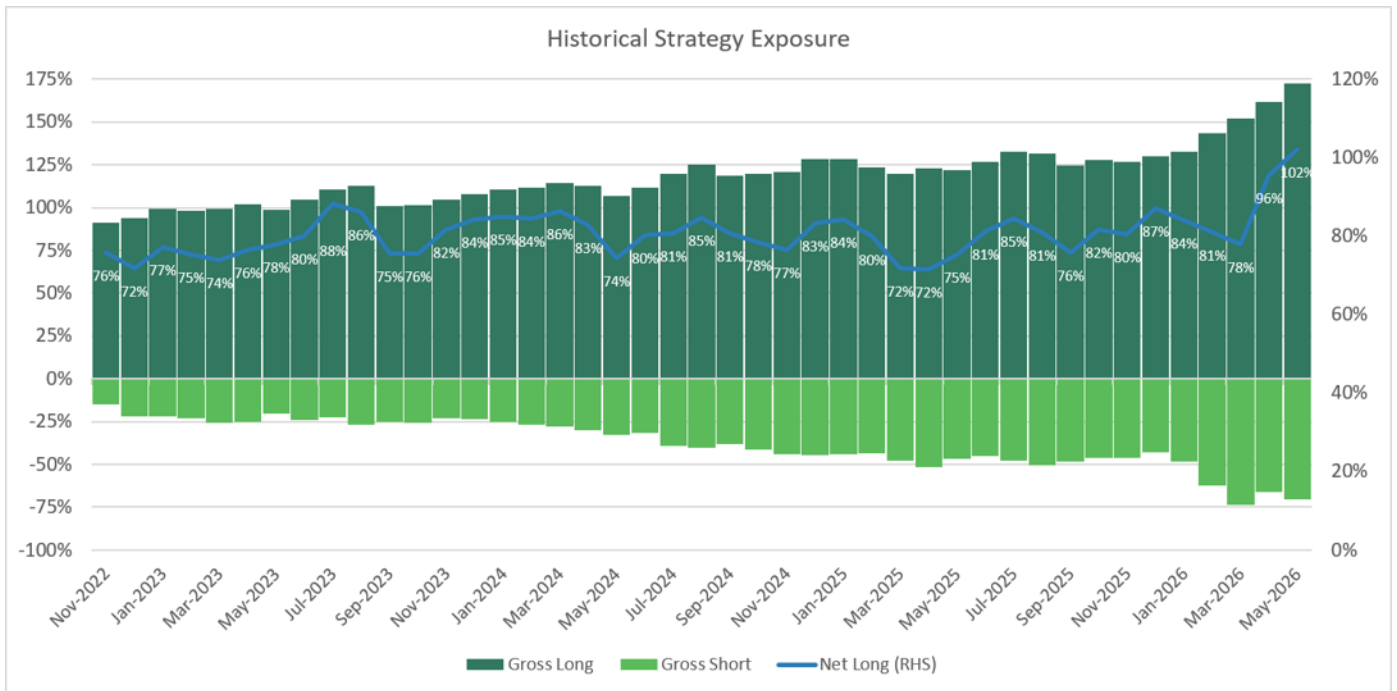
SIGNIFICANT CONTRIBUTORS FOR THE MONTH INCLUDED:

- **Safran:** Safran shares rose by 12% in May as incremental news flow relating to the ending of the Iran conflict showed progress. Although there had been a slight weakening of flying hours through the war, demand for new engines and aftermarket engine activity has remained very healthy.
- **FICO:** FICO shares rose by 22% in May following weak performance in previous periods. We continue to watch progress in the rollout of the Vantage Score pilot and are monitoring for origination activity (e.g. are lenders pulling both scores) and secondary market performance of Vantage Score MBS.

DETRACTORS FOR THE MONTH INCLUDED:

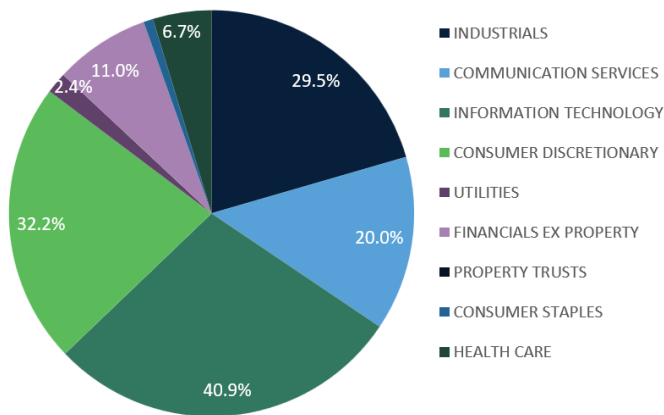
- **Flutter:** Flutter shares declined by 10% in May. Flutter stock is at a critical juncture with upcoming release of a new US loyalty product, an anticipated uplift from the Soccer World Cup and continued growth in the international business. The share continues to trade on headlines around prediction markets, but we are closely watching how these new initiatives impact operating results.
- **Tradeweb:** Tradeweb shares declined by 11% in May, reversing strong March and April performance. Short term, Tradeweb shares trade based on volatility in interest and credit rates, which abated following the US/Iran ceasefire. In the longer term, Tradeweb is the dominant exchange for electronically trading US treasury bonds and interest rate swaps and has leveraged this position to aggressively grow market share in corporate credit, European and emerging market bonds. As more of these markets trade electronically and velocity of trading accelerates, we expect Tradeweb to be a strong structural winner.

STRATEGY EXPOSURE

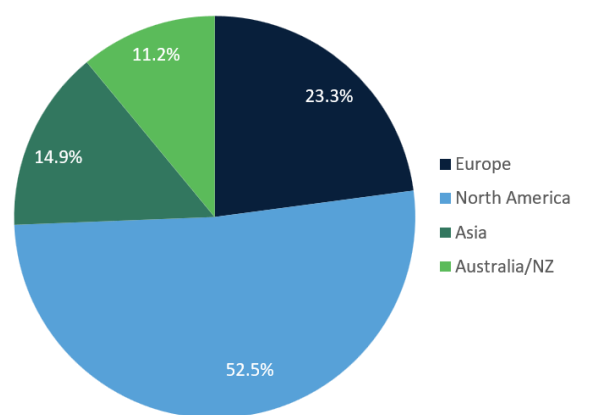


SECTOR AND GEOGRAPHIC EXPOSURE

Net Sector Exposure



Net Geographic Exposure



PORTFOLIO TOP 10 ACTIVE STOCKS (ALPHABETICAL)

Issuer	Issuer Name
ADYEN NL	Adyen NV
AMZN US	Amazon.com Inc
CLNX ES	Cellnex Telecom SA
TLC	The Lottery Corp Ltd
MA US	Mastercard Inc
MSCI US	MSCI Inc
PCTY US	Paylocity Holding Corp
SAF FR	Safran SA
2330 TW	Taiwan Semiconductor Manufacturing Co Ltd
VEND NO	Vend Marketplaces ASA

Important Information

This material has been prepared by System Capital Pty Ltd (ABN 14 657 739 323) (System). System Capital is an Authorised Representative (No. 001309928) of Fidante Partners Limited ABN 94 002 835 592 AFSL 234668 (Fidante) and is authorised to provide financial services to wholesale clients only (within the meaning of the Corporations Act 2001 (Cth)). It is for wholesale investors and provides general information only and is not intended to provide you with financial advice or take into account your objectives, financial situation or needs. To the extent permitted by law, no liability is accepted for any loss or damage as a result of any reliance on this information. Any projections are based on assumptions which we believe are reasonable but are subject to change and should not be relied upon. Past performance is not a reliable indicator of future performance.